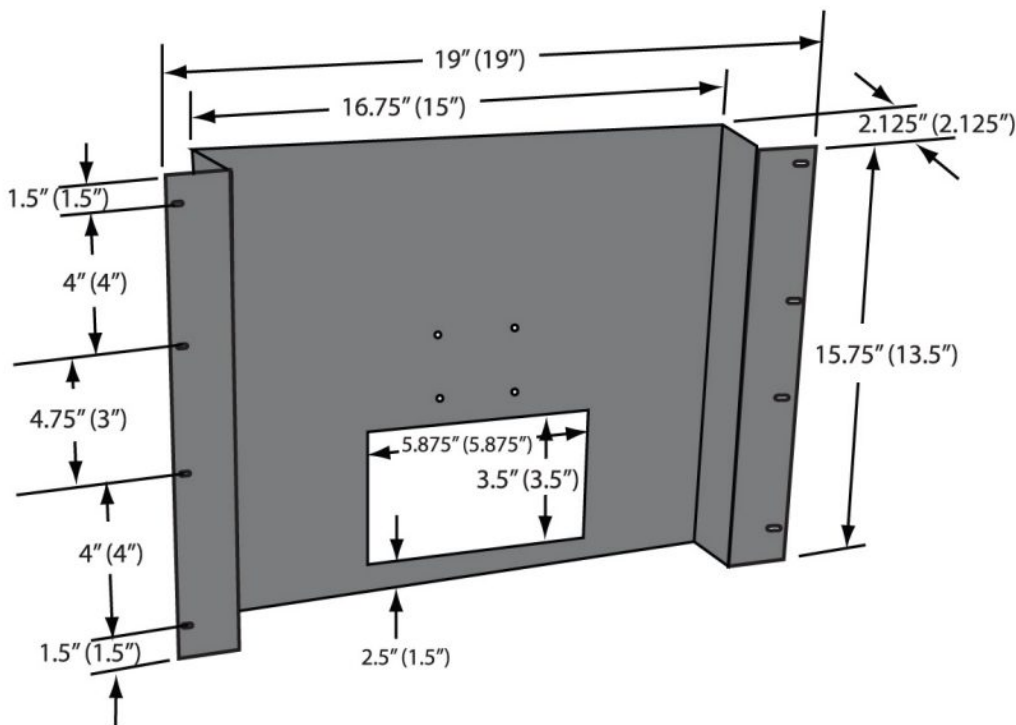



MB-RACK-17 and MB-RACK-19

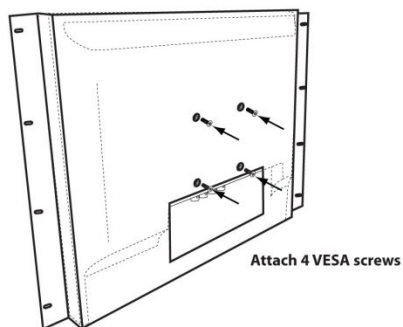
Rack Mount Adapter Bracket

- Converts standard TRU-Vu 17" and 19" monitors into a Rack Mount Monitor
- Compatible with Standard 19" Racks
- Attaches in Minutes
- Very Economical



*NOTE: MB-RACK-19 dimensions shown first
(MB-RACK-17 dimensions are in parentheses)

Why spend extra \$\$ for a rack mount monitor? Here is a low-cost, add-on solution to meet your flush mount needs. Just bolt the monitor adapter bracket onto the rear panel of your LCD monitor, and mount into any standard 19" rack. Although specifically designed for TRU-Vu 17" and 19" monitors, these mounts will fit most 17" & 19" displays, respectively. (Check that your display width will fit within the dimensions shown.)



Instructions:

If your display has a tabletop stand attached, remove it first. Attach the adapter bracket to the back of the TRU-VU display using the 4 included VESA mount screws. You can then attach the assembly to your 19" rack using the holes on the protruding flanges.

OUR TECHNICAL EXPERTS ARE READY TO HELP YOU FIND THE RIGHT ACCESSORY OR DISPLAY

With over 200 LCD monitors and touch screens on our site, selecting the ideal equipment, or touch screen solution may be a bit overwhelming. To help narrow-down the choices, check out our [Advanced Search Tool](#). For example, this enables you filter by your own specific search requirements.

Finally, our team members are ready to help! We can determine the exact solution that will meet your specific needs. Certainly, TRU-Vu will help provide crystal-clear images for your operating requirements. Call (847) 259-2344 today to speak with one of our specialists. Above all, we will listen. It's one of the things we do best. Our professional advisors will ensure the monitor or touch screen you receive will be and do everything you had hoped it would!

If you prefer, fill out a [quick form](#) with your requirements, and we will guide you to the proper models that will work best.