

## MB-174C

### Monitor Wall Mount Bracket

- VESA Wall Mount Bracket
- Two Piece Design for Easy Installation
- VESA 75mm and VESA 100mm Compliant
- 3-Axis Adjustment
- VESA Mount Screws and Tools Included
- Steel and ABS Construction
- Adjustable Ball Joints with Wrench
- Recommended for use with TRU-Vu Monitors up to 35 lbs.
- UL Listed



Our VESA monitor wall mount bracket is easily installed with monitors and touchscreens that are either VESA 75mm or VESA 100mm compliant. We recommend this monitor wall mount bracket for use with our **Small LCD Monitors** for a Wide Range of Applications. Recommended for use with Monitors up to 35 lbs. For more information on VESA (Video Electronics Standards Association) – visit [www.vesa.org](http://www.vesa.org)

The 3-axis adjustable design (left/right, up/down and rotate), this compact bracket provides the ultimate in versatility.

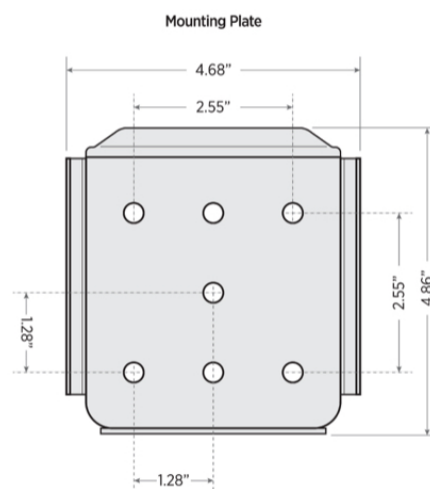
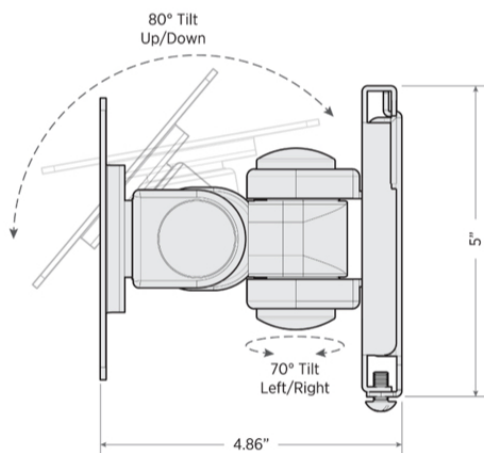
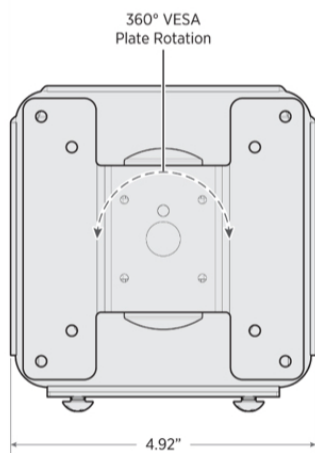
### How Do I Mount My TRU-Vu Monitor

We offer optional tabletop bases and wall mount brackets for all monitors. See our **Mounting Brackets and Bases** for more details and available styles.

- All TRU-Vu monitors 8.4" and larger have 4 industry-standard VESA screw holes for mounting. These are arranged in a square pattern, 75 x 75 mm, 100 x 100 mm or 200 x 200 mm center-to-center. Monitors from 8.4" to 32" use M4 screws. They should sink into the monitor no more than 6-7 mm. Monitors 42" and larger use M6 screws. They should sink into the monitor no more than 7 mm. VESA mount hole patterns range from 100 x 100 mm to 200 x 200 mm.

### DIMENSIONS (MM)

Unit: INCHES



MB-174C